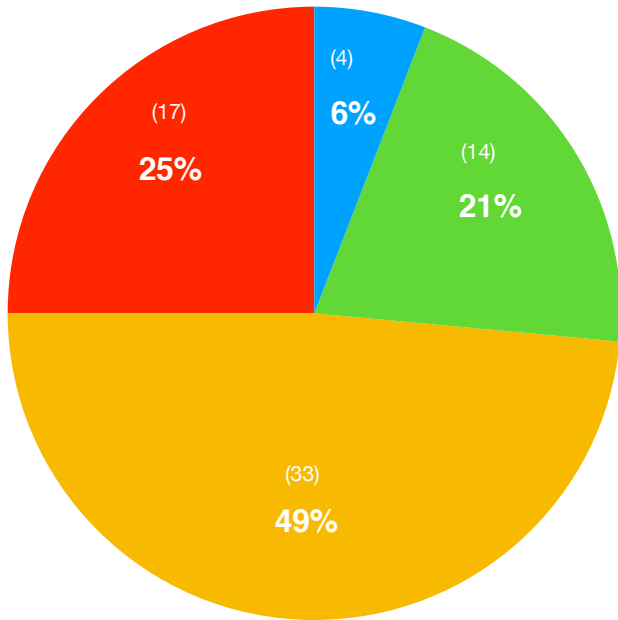




FACT SHEET: The Orchestra of the Filipino Youth


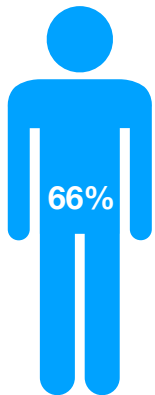
Age Range & Gender

- 6-12 years old
- 13-15 years old
- 16-18 years old
- 19 years old and above



Member count per age range:

Age Range	Male	Female	Total
6-12	2	2	4
13-15	9	5	14
16-18	22	11	33
19 and above	12	5	17
TOTAL	45	23	68



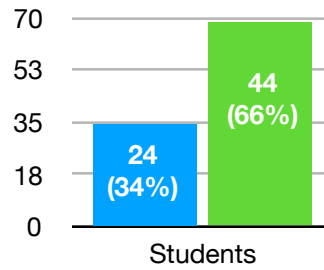
Male
45

Female
23

Education

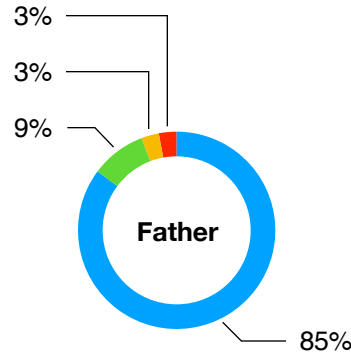


- Public
- Private



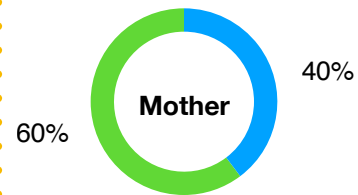
School level	Count	%
Primary	1	2%
Junior High School	18	27%
Senior High School	28	41%
College	19	28%
Degree Holder	2	3%
TOTAL	68	100%

- Employed
- Deceased
- Unemployed
- Not Applicable



Parents Employment

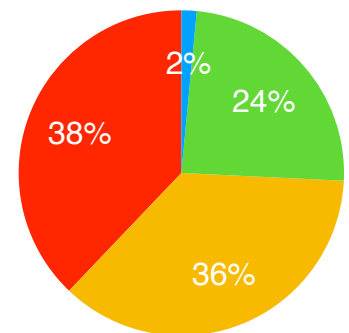
- Employed
- Unemployed



Annual Family Income

- Middle
- Lower
- Lower Middle
- Lowest

Category	Annual combined family income	Count
Rich	1.9M above	0
High Income	1.42M- 1.9M	0
Upper Middle Income	950,000- 1.42M	0
Middle Income	384,000-950,000	1
Lower Middle Income	192,000-384,000	16
Lower Income	109,000-192,000	24
Lowest Income	109,000 below	25



*Out of 68 scholars, two did not declare their annual combined family income.